


Arsan[®]



Precise Connections
Since 1957

RUBBER EXTRUSIONS

www.arsankaucuk.com.tr



Arsan[®]

Precise Connections - since 1957

Reliable Solutions

AR-EX Single & Modular Expansion Joints

ASG Tunnel Segment Gaskets

Atlas LRB Seismic Isolators

Atlas Structural Bearings

SEM Expansion Joints

Dilatation Profiles

Pipe Gaskets

Waterstops

Precise Connections

Since 1957

Arsan is a leading manufacturer in Structural and Seismic Bearings, Expansion Joints and various type of Pipe Gaskets and Tunnel Segment Gaskets for infrastructure and building construction sectors. Arsan continues to develop with its policy focused on continuous improvement since 1957.

Research and development department of Arsan works on innovative projects continuously. Arsan's vision is to be worldwide reliable supplier of structural products. Currently, 60% of total production is exported and 85% of this turnover is generated from Europe. In addition to these European countries, Arsan exports to more than 50 other countries as well.

Structural bearings include all types of elastomeric bearings, guided and restraint bearings, pot bearings, spherical and cylindrical bearings. All types of structural bearings have CE Certificate.

Arsan supplies seismic isolation systems for bridges and buildings using lead rubber bearing (CE) and friction pendulum systems. Arsan test laboratory is equipped with to carry out qualification and acceptance tests on structural bearings and seismic isolators. The factory production control tests are carried out in Arsan Factory according to the project requirements specified in the standards or client requests.

Expansion joints for bridges comprises mat expansion joints, single gap expansion joints, and modular expansion joints. Expansion joint type and design are determined as per project requirements.





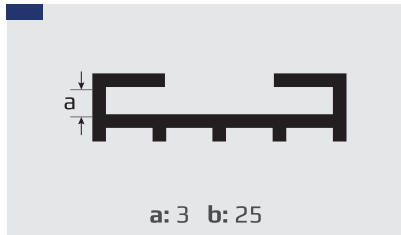
With its 60 years of experience and expert staff, Arsan produces rubber profiles in accordance with customer demands. Arsan extrudes EPDM, CR, SBR, NBR rubber compounds in profile lines. These lines have the capability of pulling products with a hardness of 45-90 Shore A, max. width of 500 mm, height of 140 mt/mm and not exceeding 13 mt/kg.



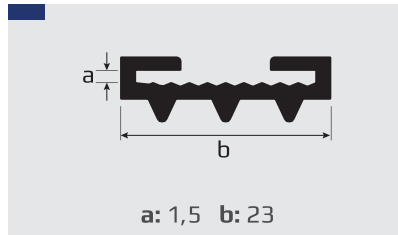
Arsan Factory is located in Sakarya (Turkey) and head office is in Istanbul (Turkey). Arsan Factory is equipped with various production methods such as extrusion, compression and injection for rubber products. Rubber compound tests are also performed in Arsan R&D laboratory. Moreover, most tools required to produce rubber products are built in house with metal machining. In addition, designing and producing molds, machining and assembly of structural bearings and expansion joints are completed by Arsan.



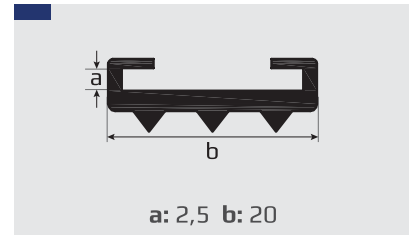
Clamp Rubber Profiles



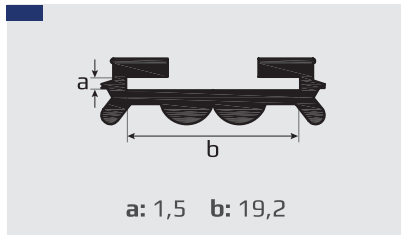
Code: 753.004



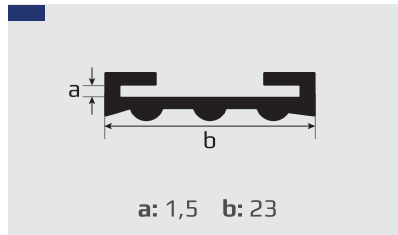
Code: 544.001



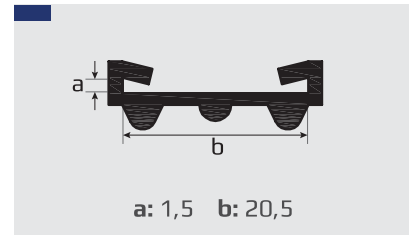
Code: 389.001



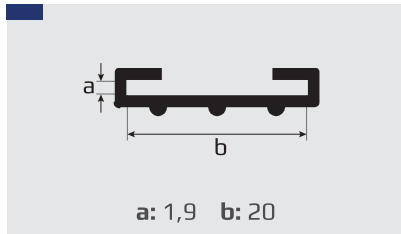
Code: 356.011



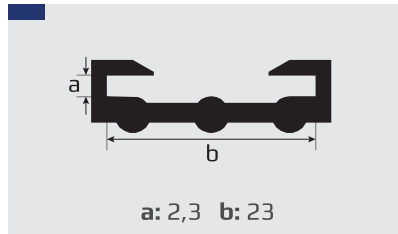
Code: 780.001



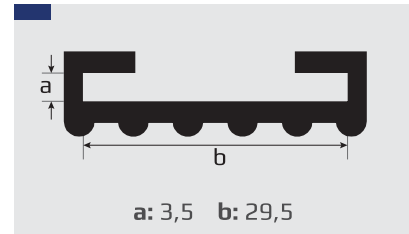
Code: 387.002



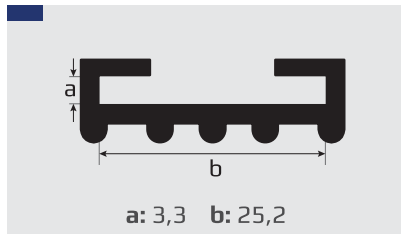
Code: 584.001



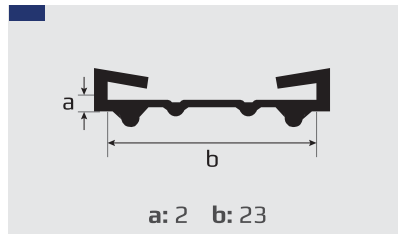
Code: 588.001



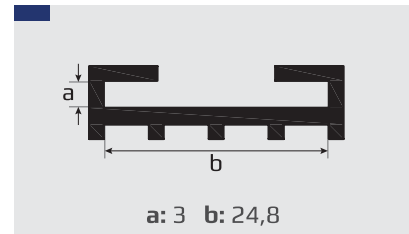
Code: 584.005



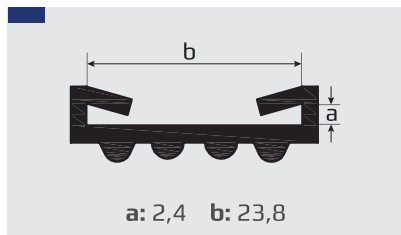
Code: 584.010



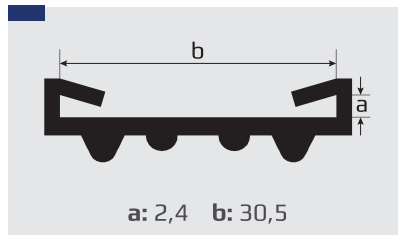
Code: 387.017



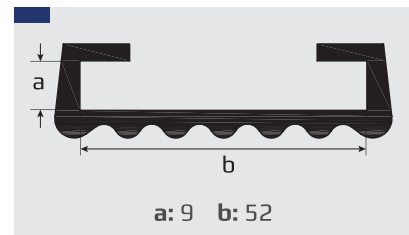
Code: 387.001



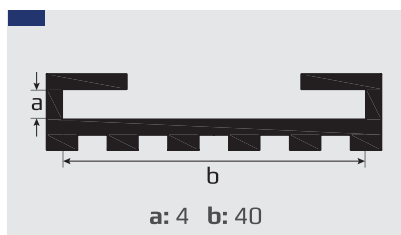
Code: 387.003



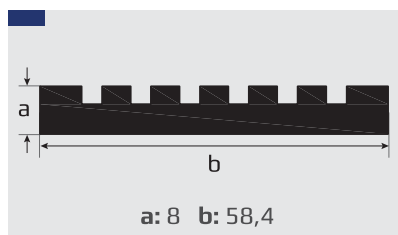
Code: 387.004



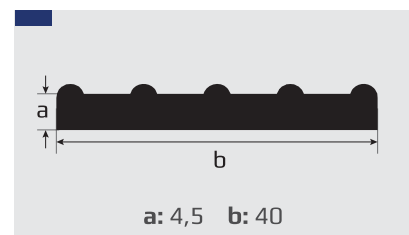
Code: 584.013



Code: 584.008

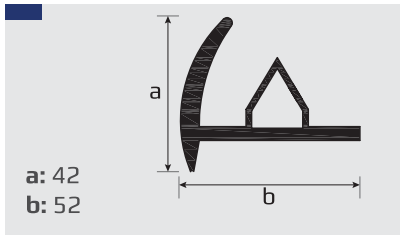


Code: 584.012

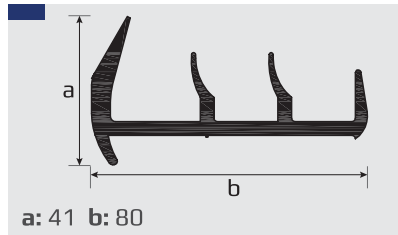


Code: 584.006

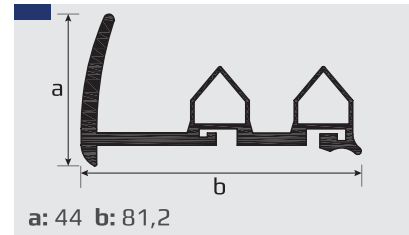
Trailer Door Profiles



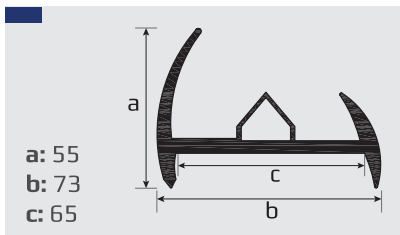
Code: 852.039 (LP 60)



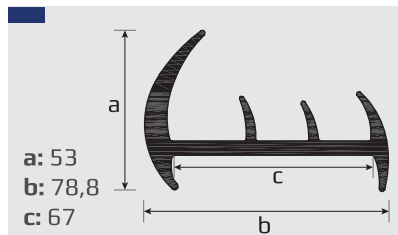
Code: 852.038 (LP 80X43)



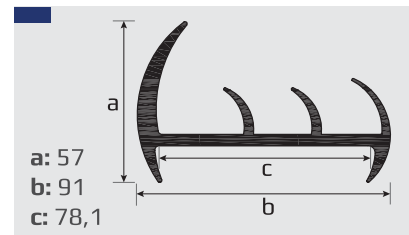
Code: 852.105 (LP 80)



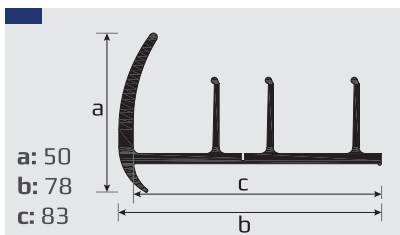
Code: 852.062 (LP 65)



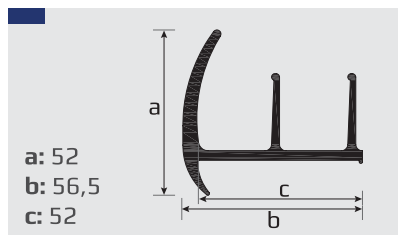
Code: 852.078 (LP 65 Ver.2)



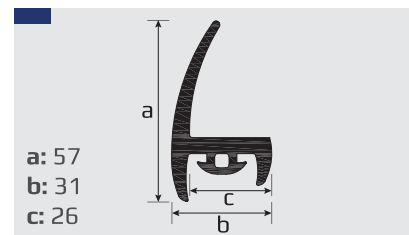
Code: 852.034 (LP 85 Profile)



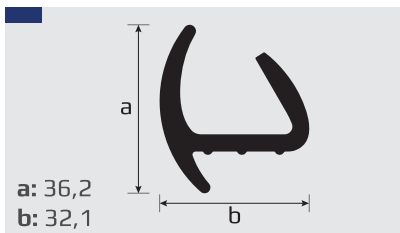
Code: 422.007



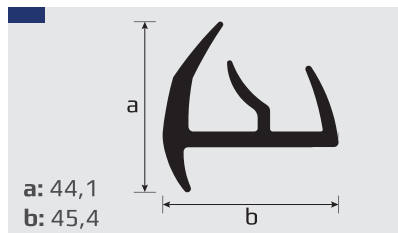
Code: 422.006



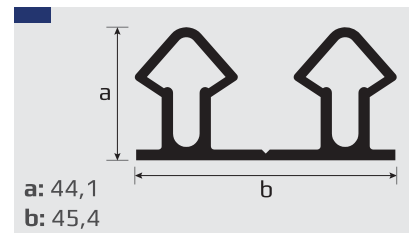
Code: 422.008



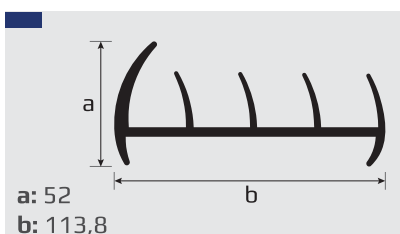
Code: 852.040 (LP 20)



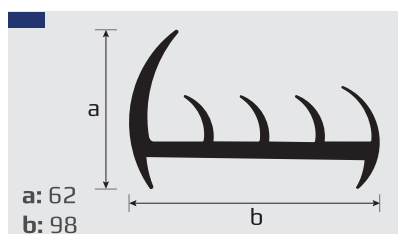
Code: 852.041 (LP 50)



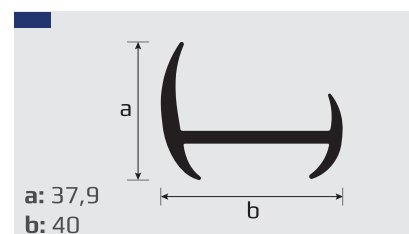
Code: 852.043 (LP 10)



Code: 852.107 (LP 105)

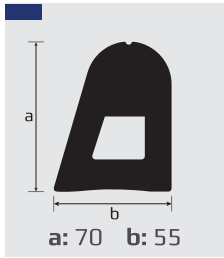


Code: 852.111 (LP 85)

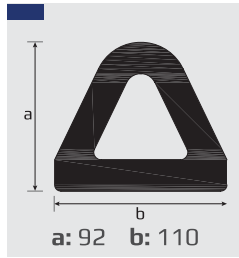


Code: 852.118 (LP 45)

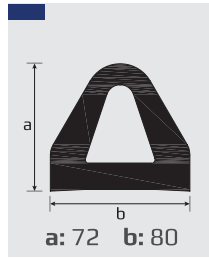
Trailer Profiles



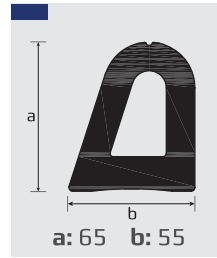
Code: 321.027



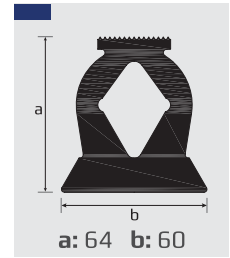
Code: 321.076



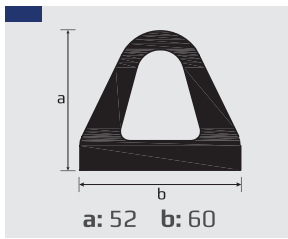
Code: 321.003



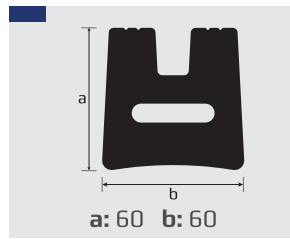
Code: 321.006



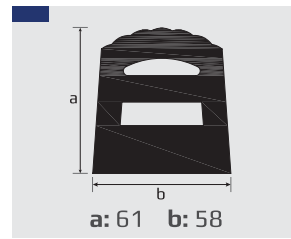
Code: 380.607



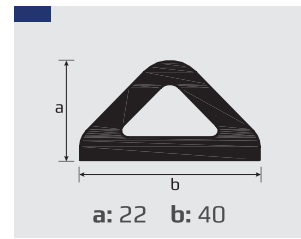
Code: 321.012



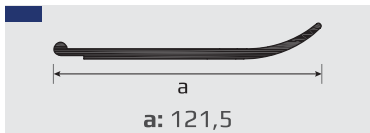
Code: 321.093



Code: 852.045




Code: 321.011




Code: 627.001

O-Ring And Tear Drop Gaskets

Tear Drop Profiles

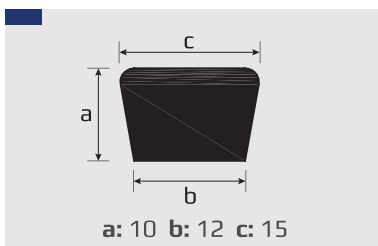


O-Ring

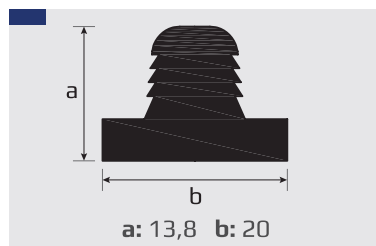


Ø8 - Ø40 all dimensions are available

Manhole Gaskets

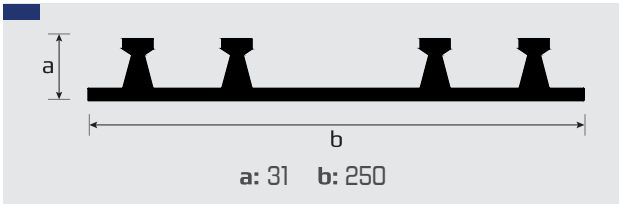


Code: 328.040

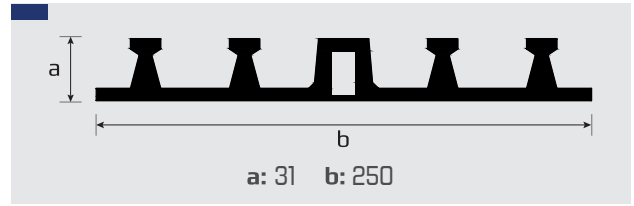


Code: 328.117

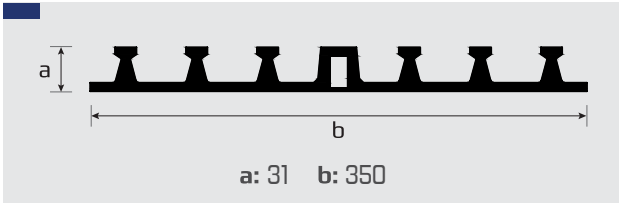
Waterstops - I



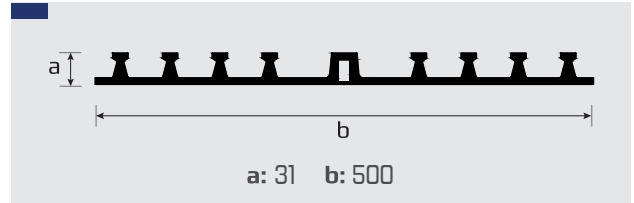
Code: 450.003



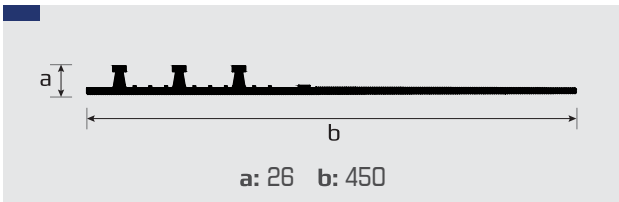
Code: 450.004



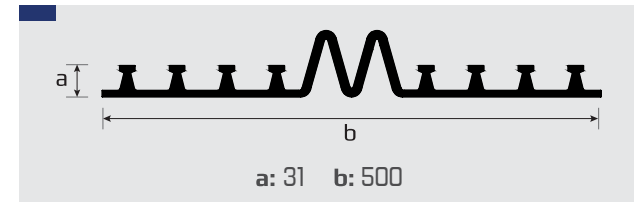
Code: 450.005



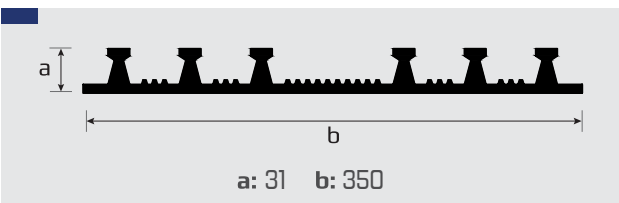
Code: 450.014



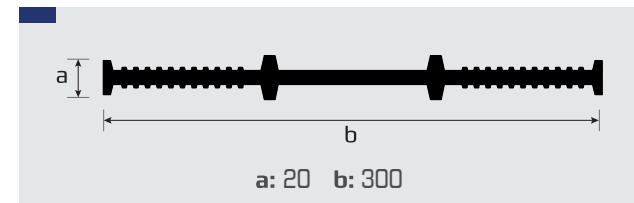
Code: 450.024



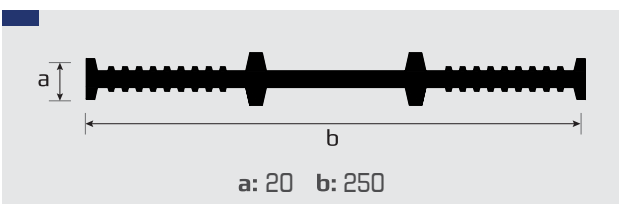
Code: 450.015



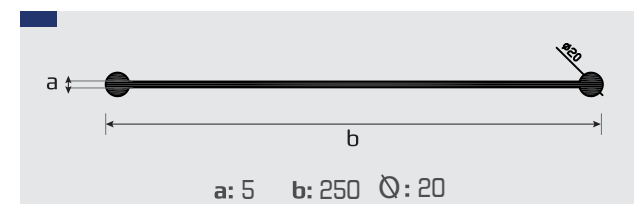
Code: 450.020



Code: 450.009

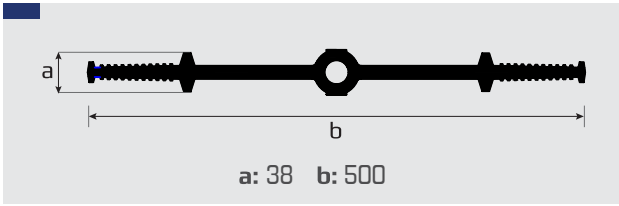


Code: 450.010

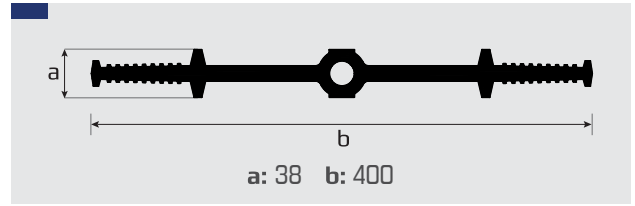


Code: 324.274

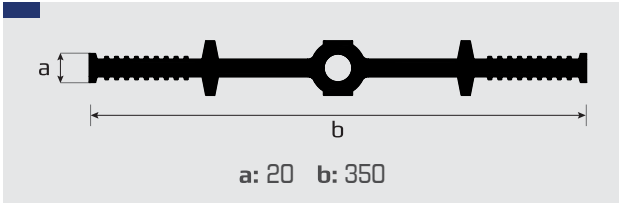
Waterstops - II



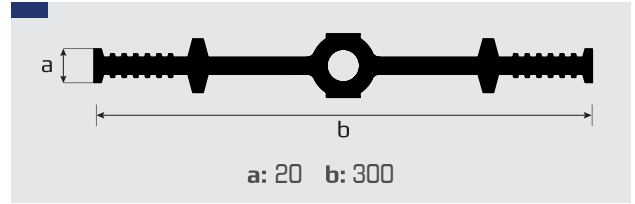
Code: 450.026



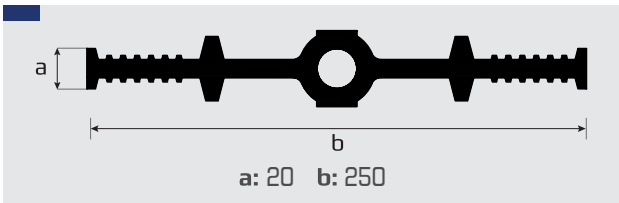
Code: 450.013



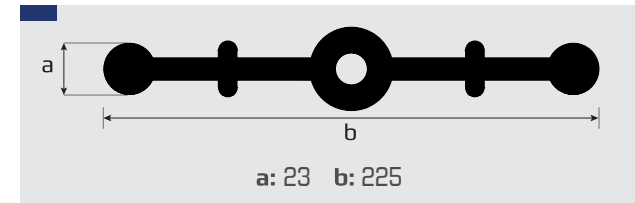
Code: 450.006



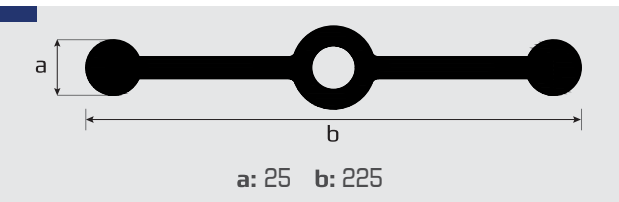
Code: 450.007



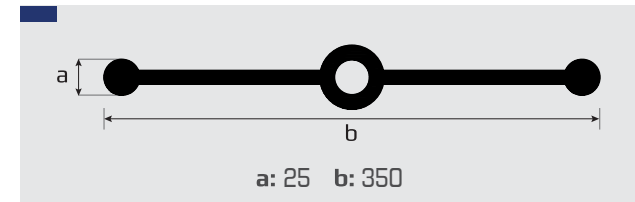
Code: 450.008



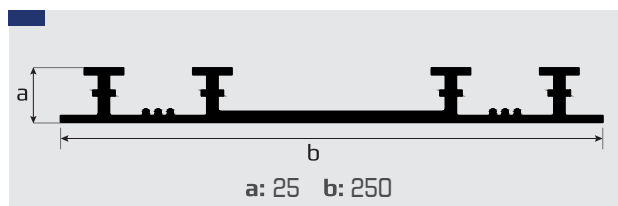
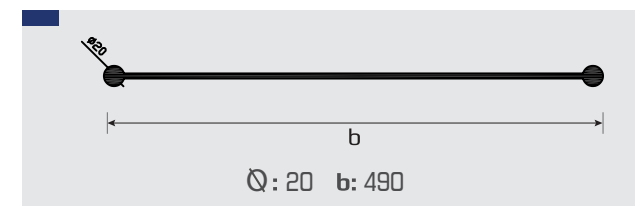
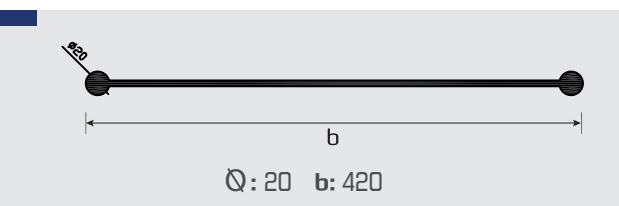
Code: 364.002



Code: 364.003

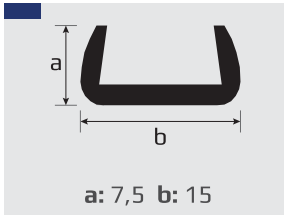


Code: 364.001

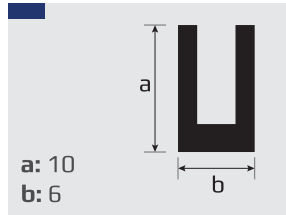


Code: 449.001

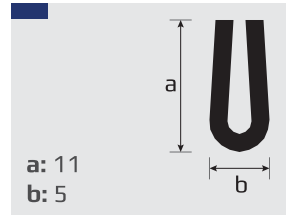
U Profiles



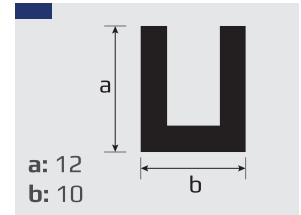
Code: 308.087



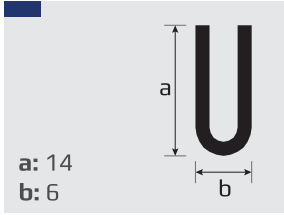
Code: 308.085



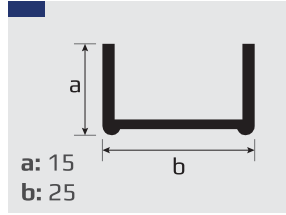
Code: 308.065



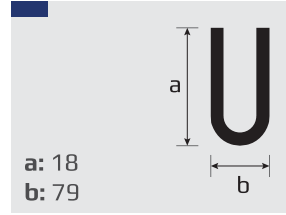
Code: 308.010



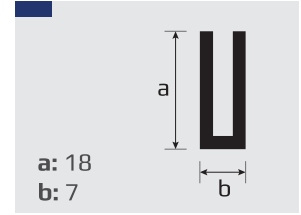
Code: 308.043



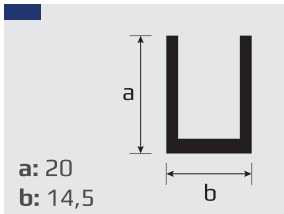
Code: 308.042



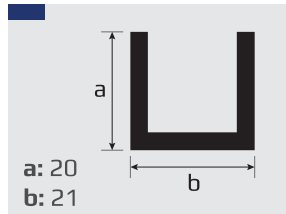
Code: 308.136



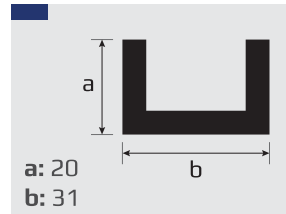
Code: 308.103



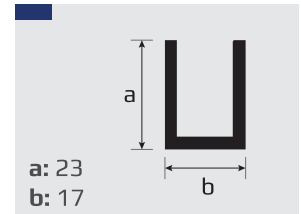
Code: 308.066



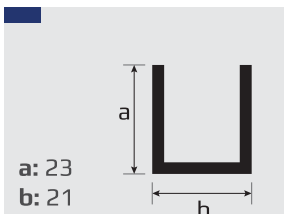
Code: 308.106



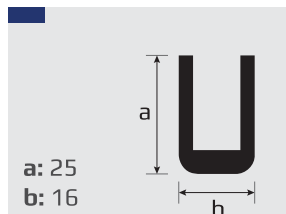
Code: 308.104



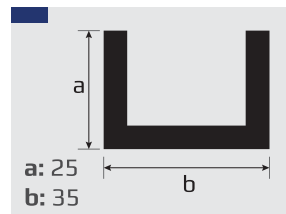
Code: 308.047



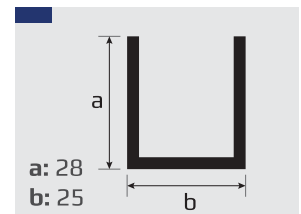
Code: 308.115



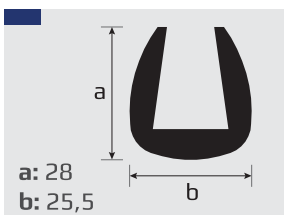
Code: 308.101



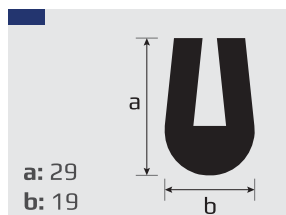
Code: 308.046



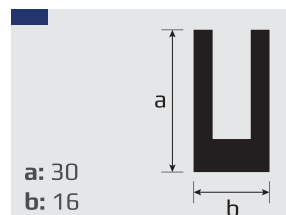
Code: 308.076



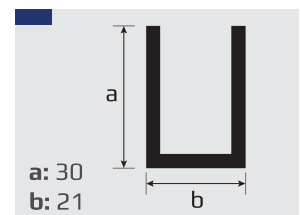
Code: 308.083



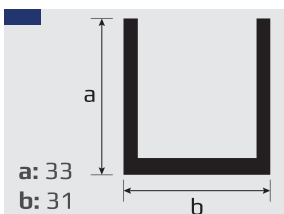
Code: 308.009



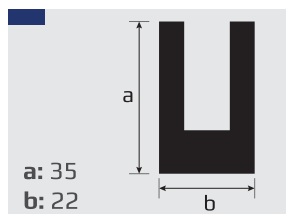
Code: 308.082



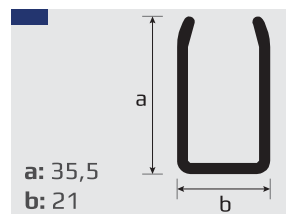
Code: 308.071



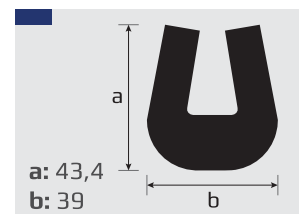
Code: 308.050



Code: 308.064

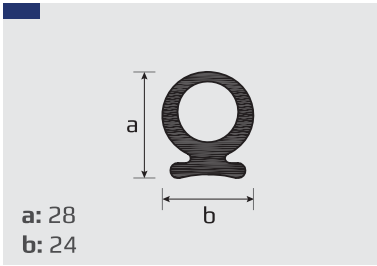


Code: 686.001

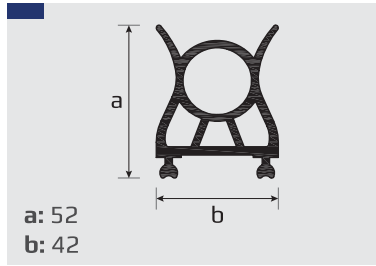


Code: 310.001

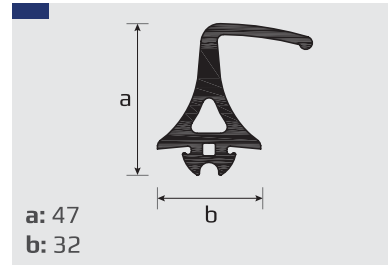
Garage & Door Profiles



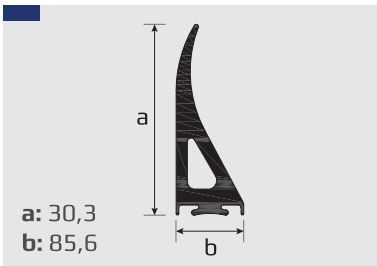
Code: 308.050



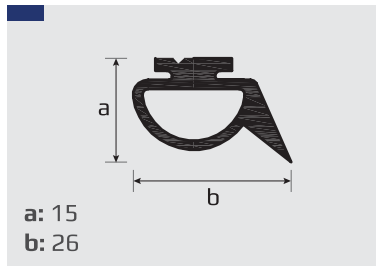
Code: 606.003



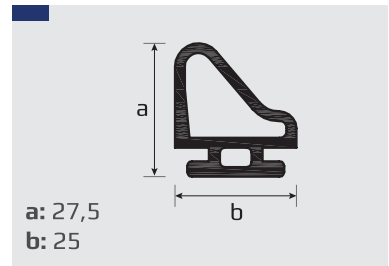
Code: 308.033



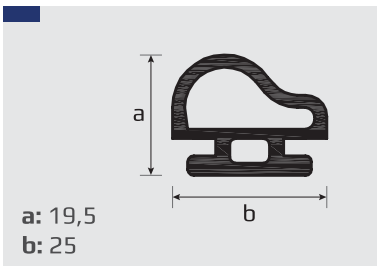
Code: 855.022



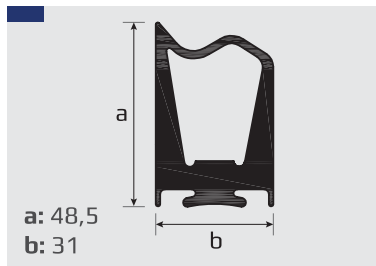
Code: 321.059



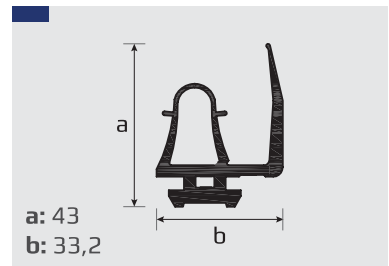
Code: 313.003



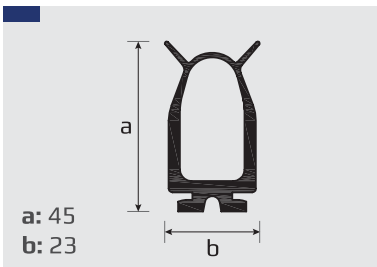
Code: 313.004



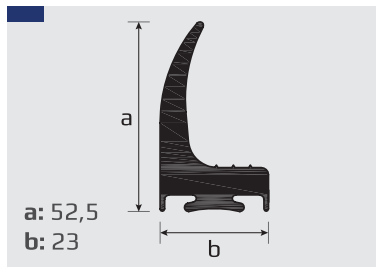
Code: 855.003



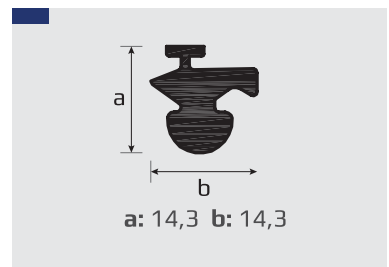
Code: 321.024



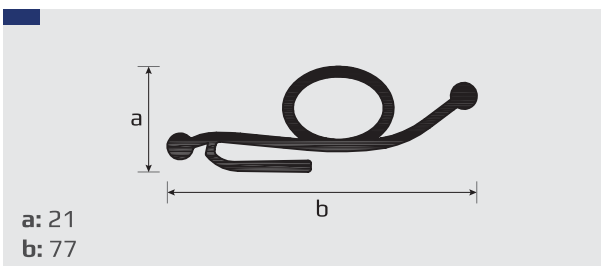
Code: 313.001



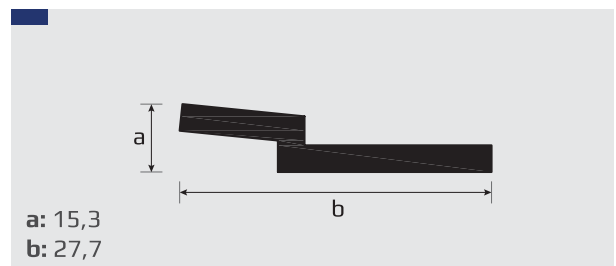
Code: 855.001



Code: 473.005

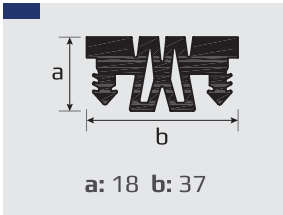


Code: 606.004

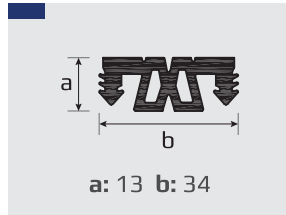


Code: 855.022

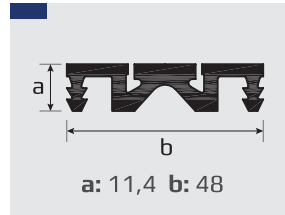
Dilatation Seals - I



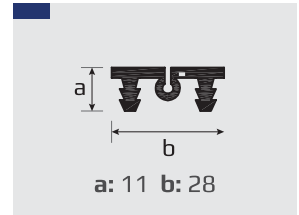
Code: 308.058



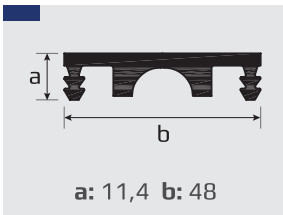
Code: 308.059



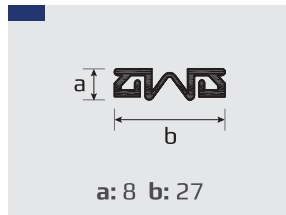
Code: 857.007



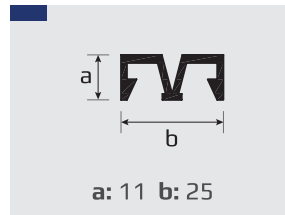
Code: 857.005



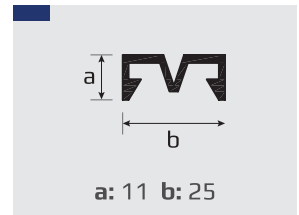
Code: 857.002



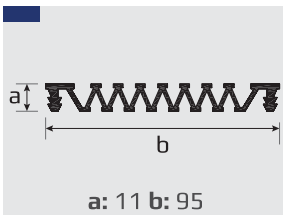
Code: 473.023



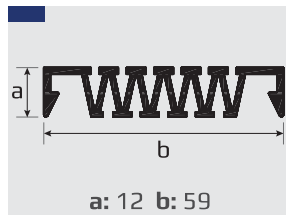
Code: 473.008



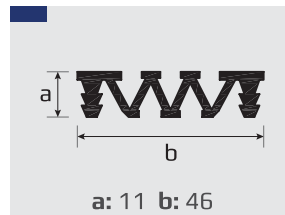
Code: 857.006



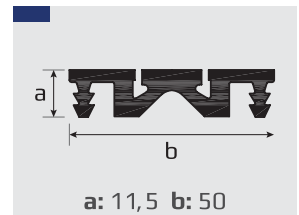
Code: 857.016



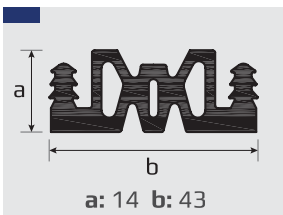
Code: 473.013



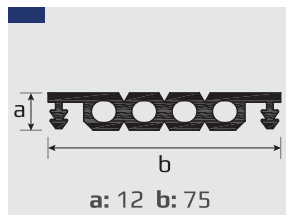
Code: 857.003



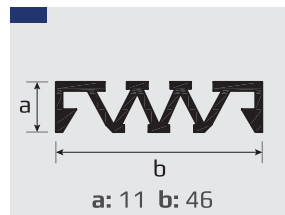
Code: 473.003



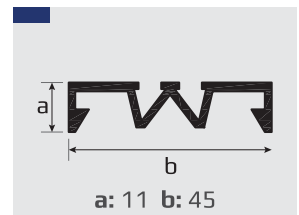
Code: 473.011



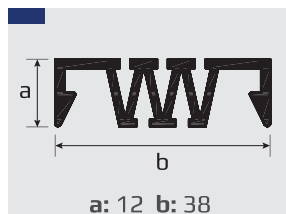
Code: 473.006



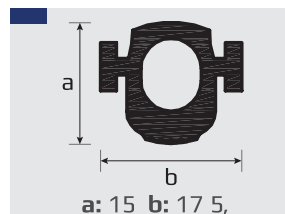
Code: 857.020



Code: 857.004

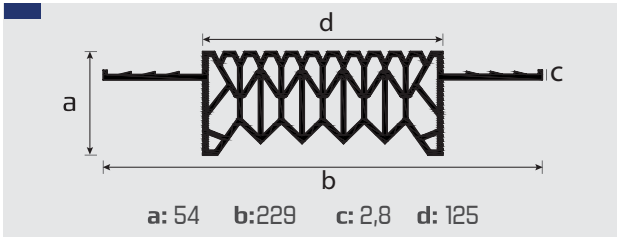


Code: 473.007

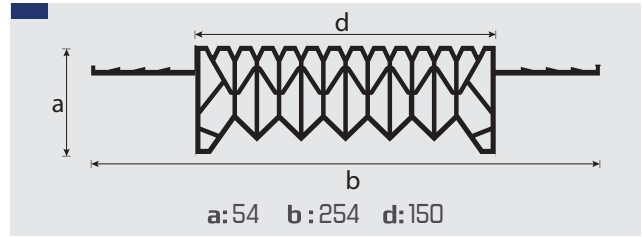


Code: 857.013

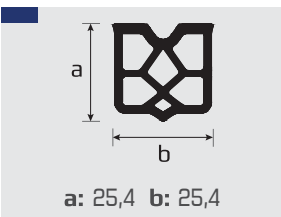
Dilatation Seals - II



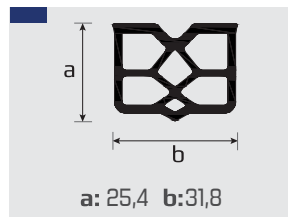
Code: 374.011



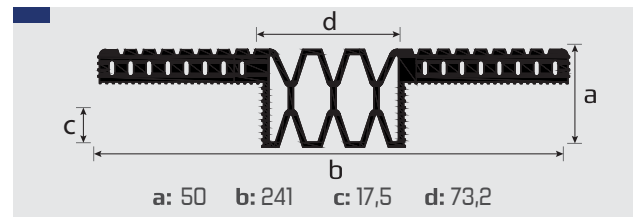
Code: 374.012



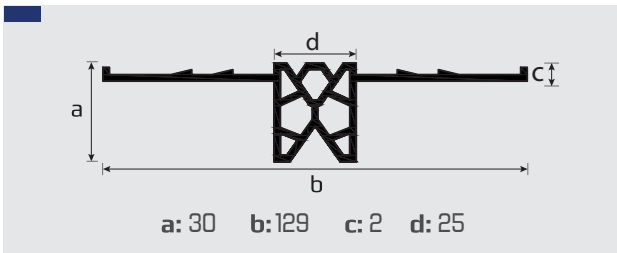
Code: 431.002



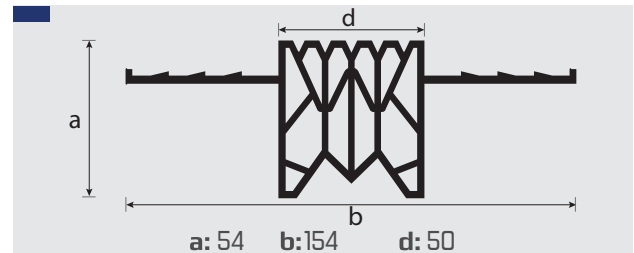
Code: 431.001



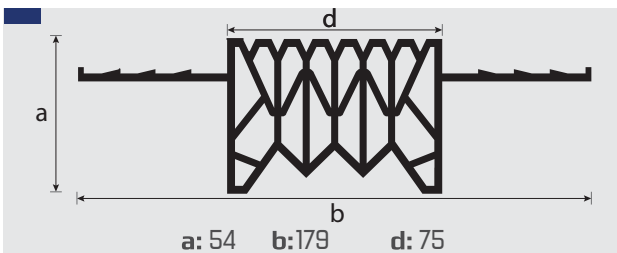
Code: 541.022



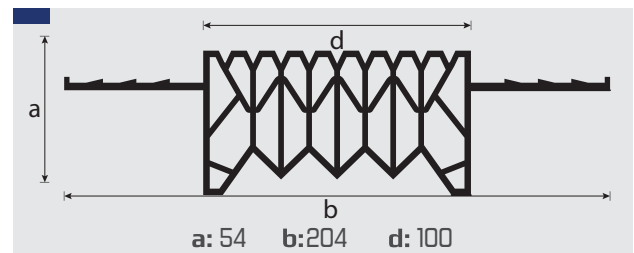
Code: 541.035



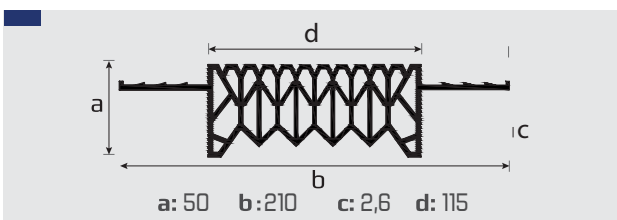
Code: 374.008



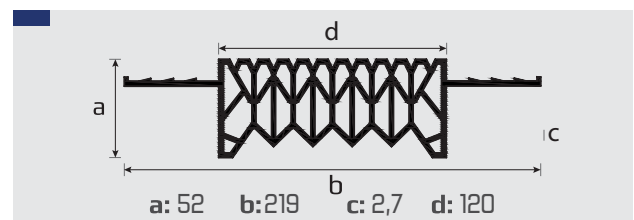
Code: 374.009



Code: 324.010

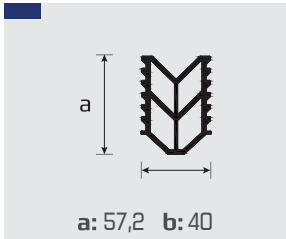


Code: 541.033

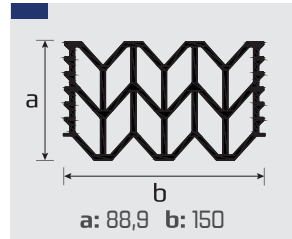
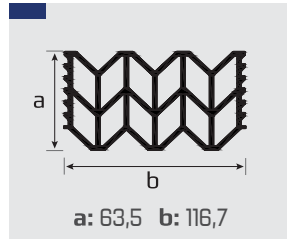
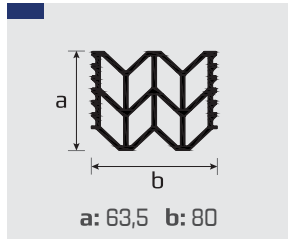


Code: 541.036

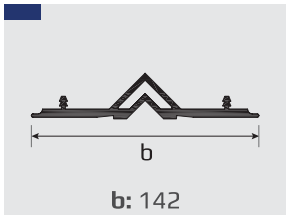
Dilatation Seals - II



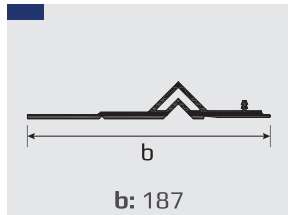
Code: 541.039



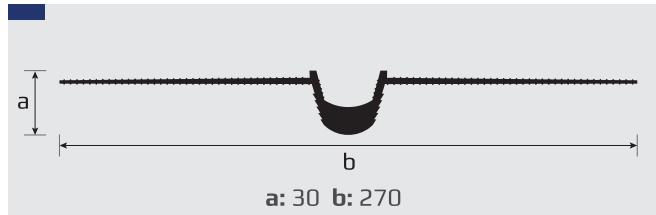
Code: 393.003



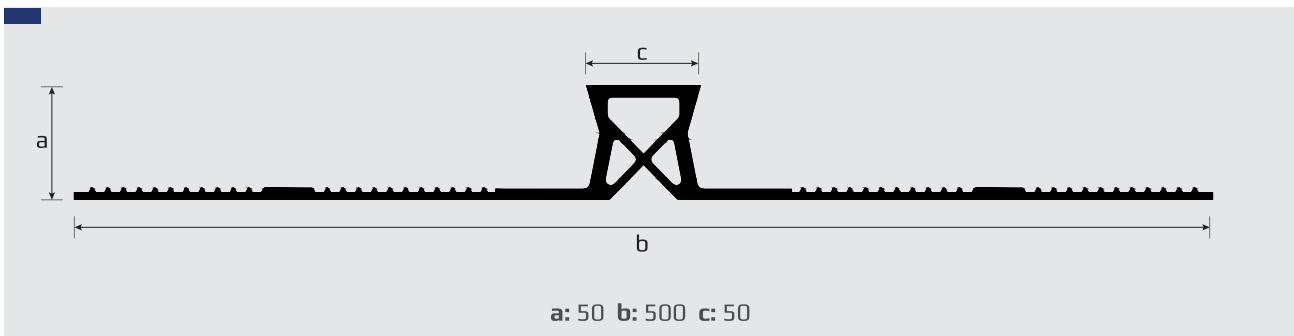
Code: 473.024



Code: 473.025

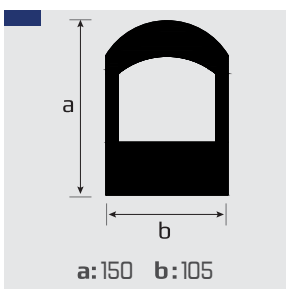


Code: 473.032

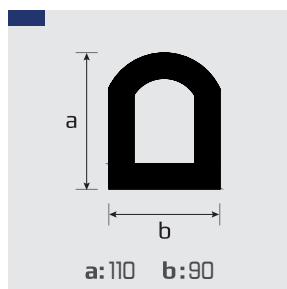


Code: 844.002

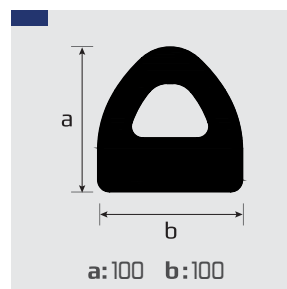
D Profiles



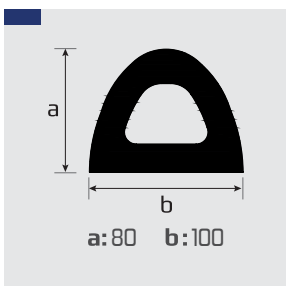
Code: 393.008



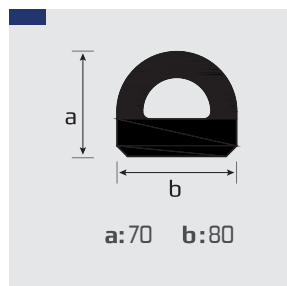
Code: 393.007



Code: 397.063

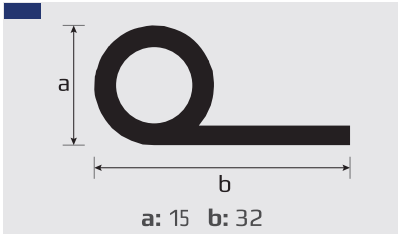


Code: 397.064

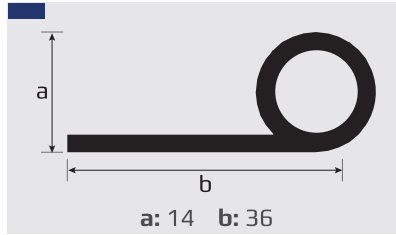


Code: 393.003

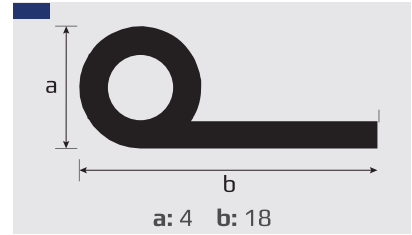
P Profiles



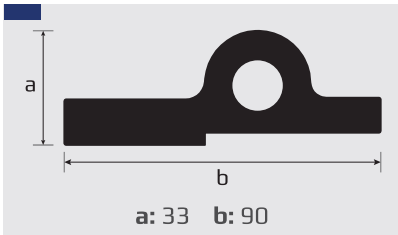
Code: 308.040



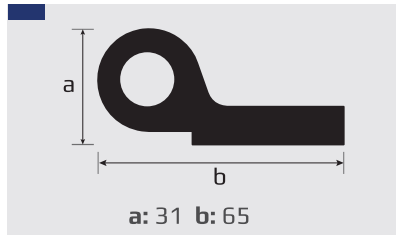
Code: 308.048



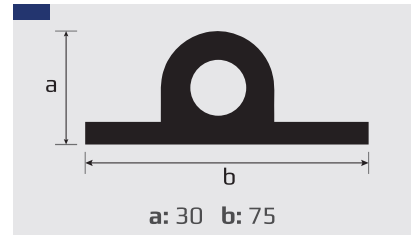
Code: 308.091



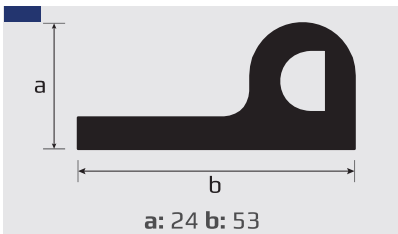
Code: 794.001



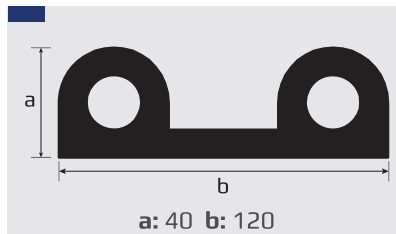
Code: 794.002



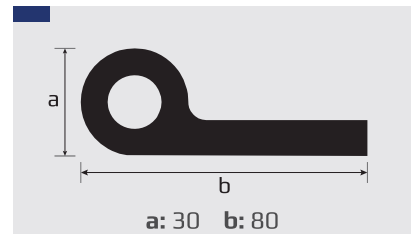
Code: 794.003



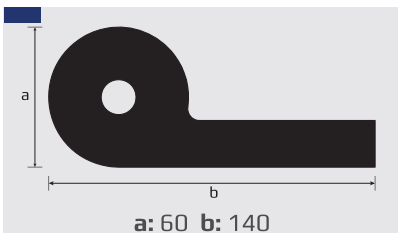
Code: 794.005



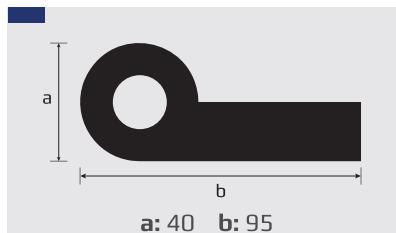
Code: 308.132



Code: 794.004

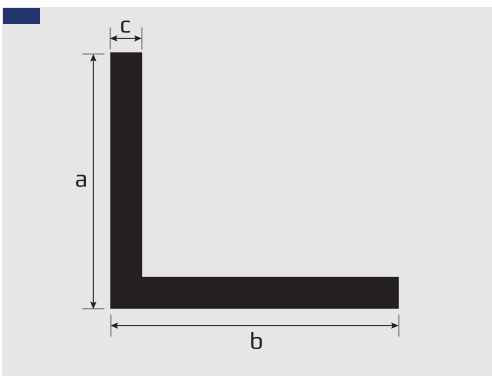


Code: 590.015



Code: 590.011

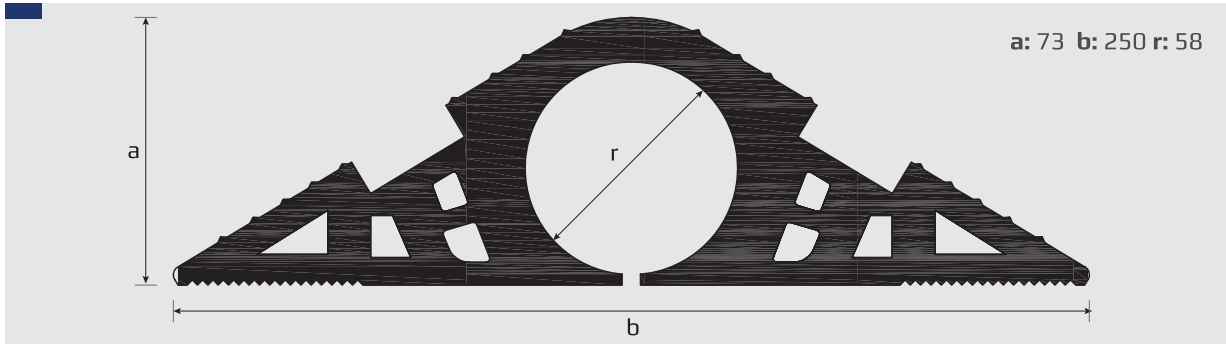
L Profiles



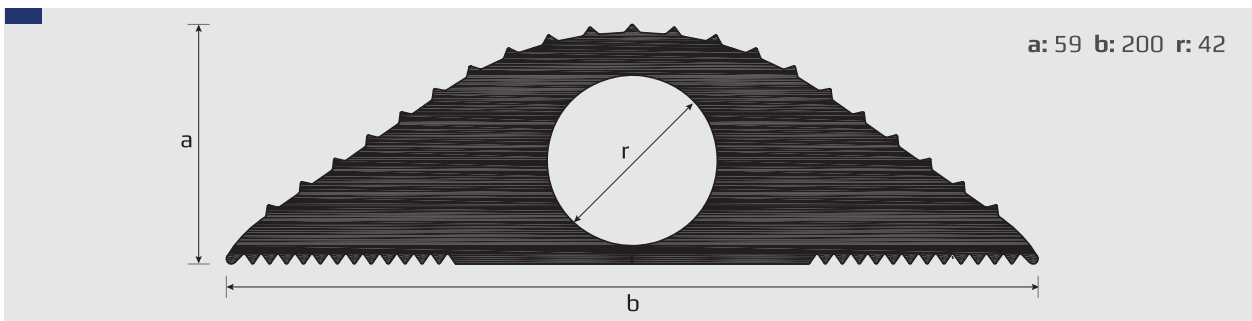
Code: 308.017

a (mm)	b (mm)	c (mm)	Code
25	19	3	308.008
35	25	5	308.011
45	40	5	308.017
40	40	5	308.020
55	35	5	308.102

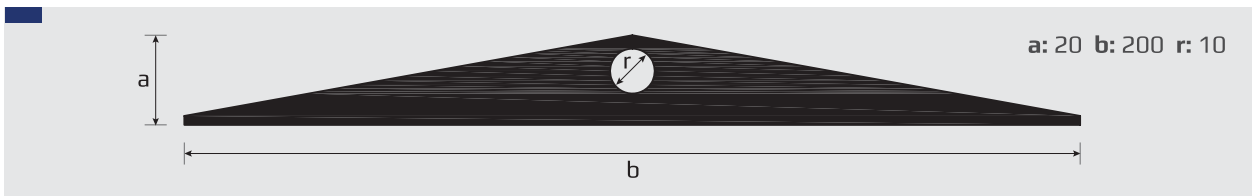
Cable Protection Profiles



Code: 321.089

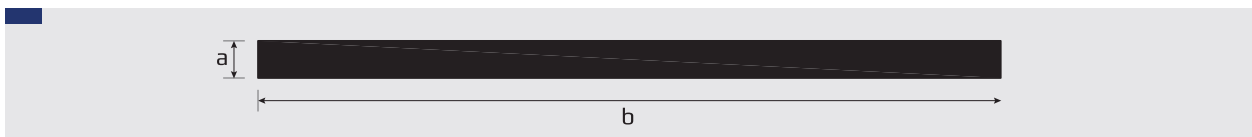


Code: 321.084



Code: 514.001

Rubber Strips

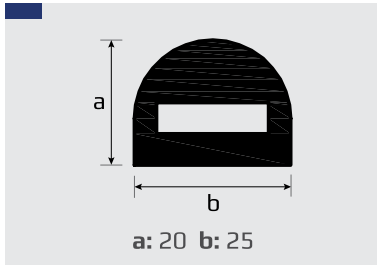


a (mm)	b (mm)	Code
3,5	25	910.066
7,5	25	910.093
5	50	448.001
5	50	595.003
8	50	595.002
10	110	910.110

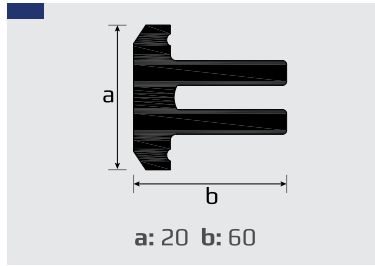
a (mm)	b (mm)	Code
18	110	595.001
6	150	910.068
20	190	910.112
4	200	910.069
20	250	910.077
10	300	910.045

a (mm)	b (mm)	Code
20	300	910.067
25	300	910.075
20	400	910.115
10	200	910.044
10	500	910.057

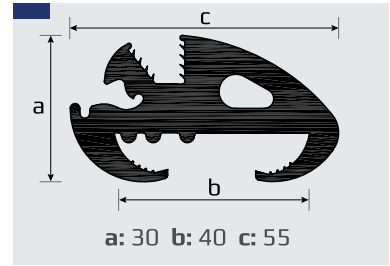
Various Profiles



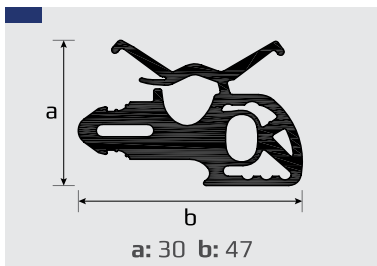
Code: 308.038



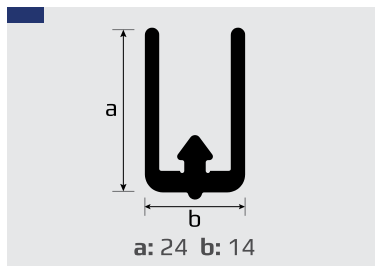
Code: 380.476



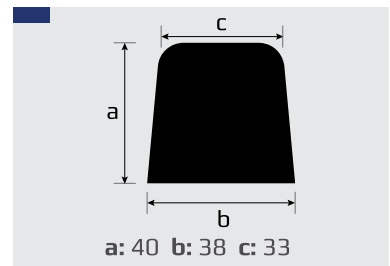
Code: 422.009



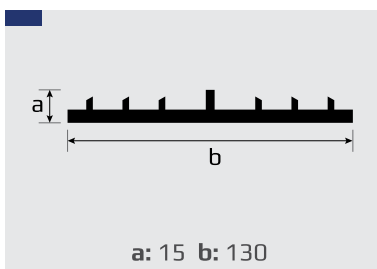
Code: 622.001



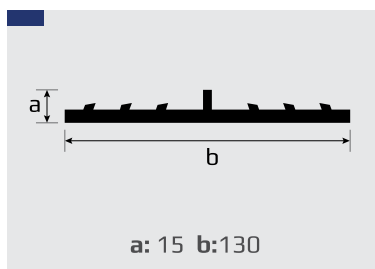
Code: 342.013



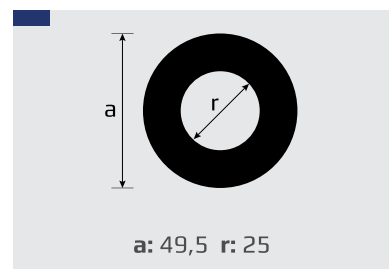
Code: 342.131



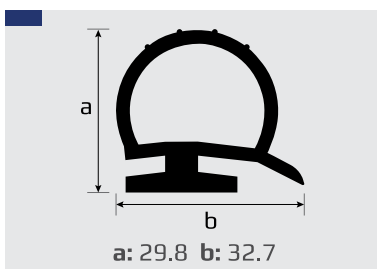
Code: 342.023



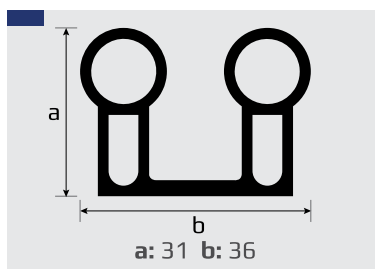
Code: 342.130



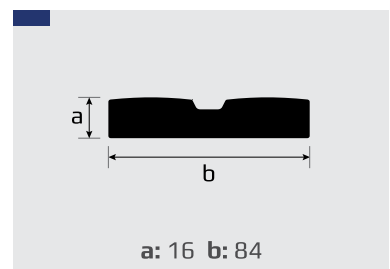
Code: 422.009



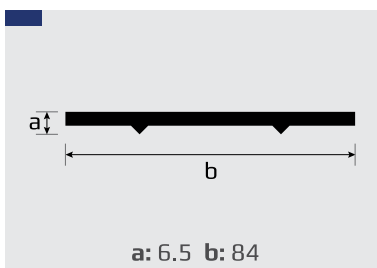
Code: 361.002



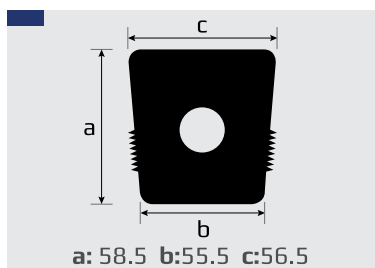
Code: 328.141



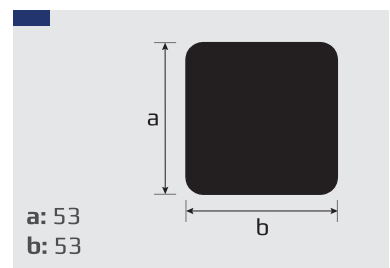
Code: 378.006



Code: 378.010

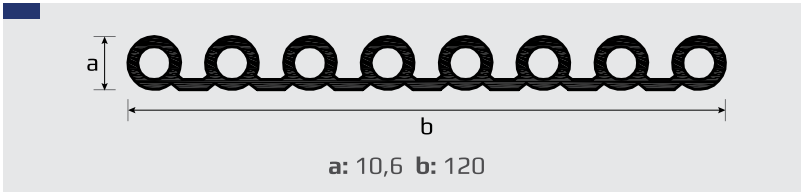


Code: 393.002

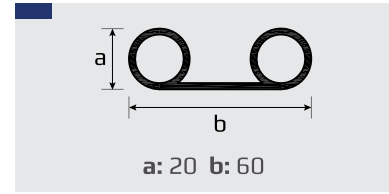


Code: 321.065

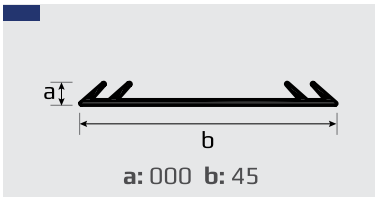
Various Profiles



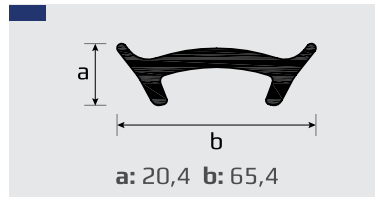
Code: 367.036



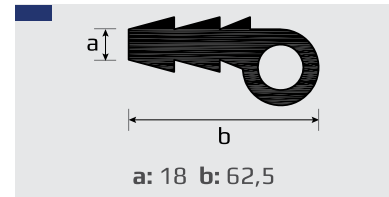
Code: 367.050



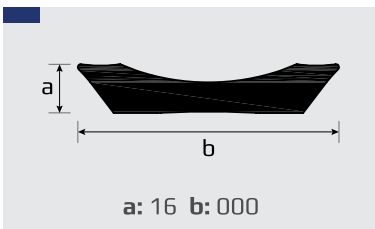
Code: 338.024



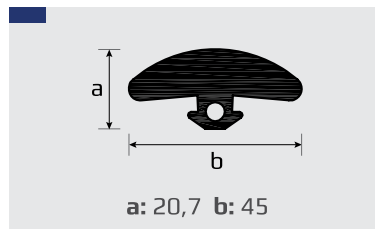
Code: 338.081



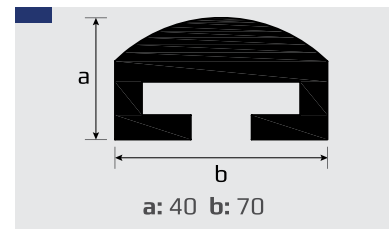
Code: 658.001



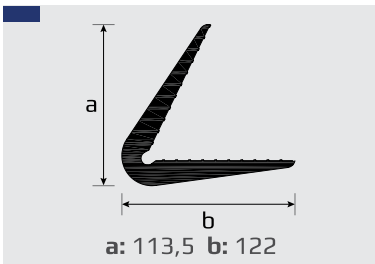
Code: 000.000



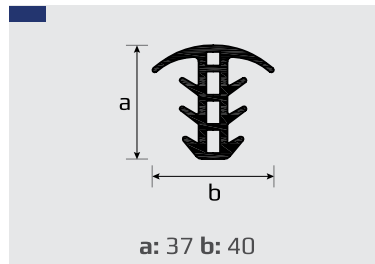
Code: 313.010



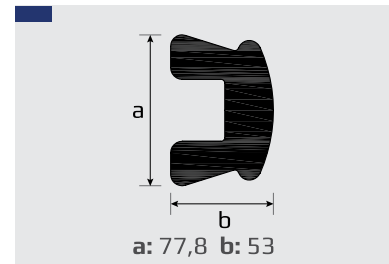
Code: 310.002



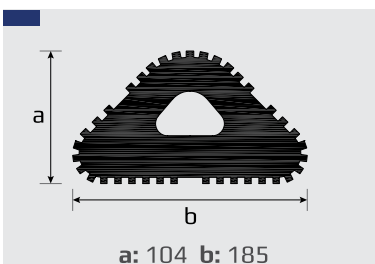
Code: 363.001



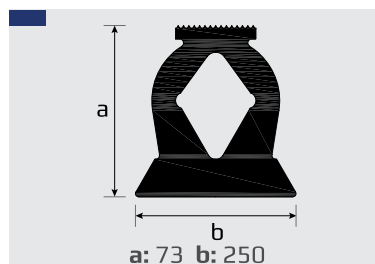
Code: 308.002



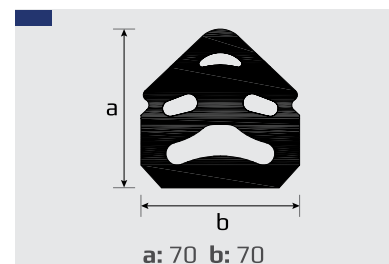
Code: 384.001



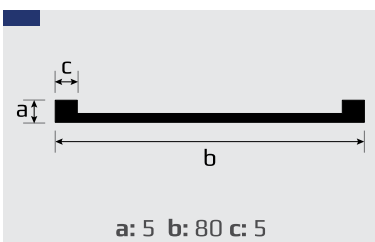
Code: 390.001



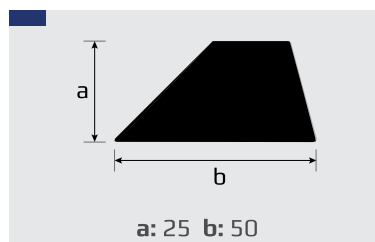
Code: 380.607



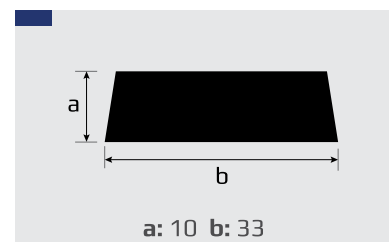
Code: 380.727



Code: 321.069



Code: 342.122



Code: 328.031

Rubber Compound Information

Properties	NATURAL RUBBER	SBR	EPDM	NEOPRENE (POLYCHLOROPRENE)	NITRILE
Shortform Name	NR	SBR	EPDM	CR	NBR
Hardness Range	30-95°	40-95°	30-85°	30-90°	40-100°
Colours	Full Range	Full Range	Limited Range	Full Range	Limited Range
Heat Resistance					
Max Continuous	75°C	85°C	130°C	95°C	100°C
Max Intermittent	105°C	115°C	150°C	125°C	130°C
Low Temperature	-50°C	-55°C	-50°C	-40°C	-20°C
Resistance					
Oxidation	Fair	Fair	Excellent	Very Good	Good
Ozone/Weathering	Poor	Poor	Outstanding	Very Good	Fair
Oil Resistance					
ASTM Oil 1 @20°C	Poor	Poor	Fair	Excellent	Excellent
ASTM Oil 1 @100°C	Unsatisfactory	Unsatisfactory	Unsatisfactory	Good	Good
ASTM Oil 3 @20°C	Unsatisfactory	Unsatisfactory	Unsatisfactory	Good	Excellent
ASTM Oil 3 @100°C	Unsatisfactory	Unsatisfactory	Unsatisfactory	Fair	Good
Fuel Resistance					
ASTM Fuel B@40°C	Unsatisfactory	Unsatisfactory	Unsatisfactory	Poor	Fair
Solvent Resistance(20°C)					
Alcohol	Good	Good	Good	Good	Good
Acetone	Fair	Fair	Good	Fair	Unsatisfactory
Benzene	Unsatisfactory	Unsatisfactory	Unsatisfactory	Unsatisfactory	Unsatisfactory
Chemical Resistance					
Acids	Fair	Fair	Good	Good	Good
Bases	Good	Good	Good	Fair	Fair
Physical Strenght	Excellent	Good	Good	Good	Good
Copmression Set	Good	Good	Good	Fair to Good	Good
Tear&Abrasion Resistance	Excellent	Good	Good	Good	Good
Resilience	Excellent	Good	Very Good	Very Good	Good
Gas Permeability	Poor	Fairly Low	Fairly Low	Low	Low
Electrical Strenght	Excellent	Excellent	Excellent	Good	Poor
Flame Resistance	Poor	Poor	Poor	Self-Extinguishing	Poor
Water Resistance	Very Good	Good	Excellent	Good	Good

Tolerance Table

TOLERANCES FOR EXTRUSION					
Nominal Dimensions		Class E1		Class E2	Class E3
Above (mm)	Up to (mm)	± mm		± mm	± mm
0	1,5	0,15		0,25	0,4
1,5	2,5	0,2		0,35	0,5
2,5	4	0,25		0,4	0,7
4	6,3	0,35		0,5	0,8
6,3	10	0,4		0,7	1
10	16	0,5		0,8	1,3
16	25	0,7		1	1,6
25	40	0,8		1,3	2
40	63	1		1,6	2,5
63	100	1,3		2	3,2

TOLERANCES FOR CUT LENGTHS					
Nominal Dimensions		Class L1		Class L2	Class L3
Above (mm)	Up to (mm)	± mm		± mm	± mm
0	40	0,7		1	1,6
40	63	0,8		1,3	2
63	100	1		1,6	2,5
100	160	1,3		2	3,2
160	250	1,6		2,5	4
250	400	2		3,2	5
400	630	2,5		4	6,3
630	1000	3,2		5	10
1000	1600	4		6,3	12,5
1600	2500	5		10	16
2500	4000	6,3		12,5	20
4000	---	%0,16		%0,32	%0,50

TOLERANCES FOR PRESS AND INJECTION PRODUCTS								
Nominal Dimensions		Class M1		Class M2		Class M3		Class M4
Above (mm)	Up to (mm)	F ± mm	C ± mm	F ± mm	C ± mm	F ± mm	C ± mm	F ve C ± mm
0	4	0,08	0,1	0,1	0,15	0,25	0,4	0,5
4	6,3	0,1	0,12	0,15	0,2	0,25	0,4	0,5
6,3	10	0,1	0,15	0,2	0,2	0,3	0,5	0,7
10	16	0,15	0,2	0,2	0,25	0,4	0,6	0,8
16	25	0,2	0,2	0,25	0,35	0,5	0,8	1
25	40	0,2	0,25	0,35	0,4	0,6	1	1,3
40	63	0,25	0,35	0,4	0,5	0,8	1,3	1,6
63	100	0,35	0,4	0,5	0,7	1	1,6	2
100	160	0,4	0,5	0,7	0,8	1,3	2	2,5
160	---	%0,3	%0,4	%0,5	%0,7	%0,8	%1,3	%1,5

Testing

The needed all tests are carried out in the advanced laboratories of the Arsan company in accordance with the customer demands and product requirements.

Arsan, which has the ability to test on the plate and on the product, It keeps the production according to the requirements under control.

Tests on Profile

- ✓ Hardness
- ✓ Tensile Strength and Elongation
- ✓ Hardness
- ✓ Low Temperature Resistance
- ✓ Change in Hardness
- ✓ Ageing
- ✓ Ozone Resistance
- ✓ Ageing in Liquids
- ✓ Rubber Metal Adhesion Test
- ✓ Compression Set
- ✓ Volume Change in Water
- ✓ Specific Gravity
- ✓ Abrasion Resistance
- ✓ Stress Relaxation
- ✓ Moisture Measurement
- ✓ Rheometer Test
- ✓ Ash Content
- ✓ Compressive stiffness Test
- ✓ Shear Stiffness Test





Arsan®

www.arsankaucuk.com.tr

